

# ANGI059064-P47

## C-band matched GaN Device

### Features:

Frequency: 5.9~6.4GHz

Saturated Output Power:  $P_{sat} \geq 47\text{dBm}$

PowerGain:  $\text{Gain} \geq 9\text{dB}$

Add-Efficiency:  $\text{PAE} \geq 40\%$

Port Matching:  $Z_{in}/Z_{out} = 50\Omega$

### Description:

ANGI059064-P47 is an internal matching GaN device, which adopts advanced co-planar internal matching MCM and thin film circuit technology. The typical working frequency range is 5.9~6.4GHz. This device can be used in different RF/Microwave system and subsystem.

The high output power level, high efficiency and wide operating temperature range can make application very flexible.

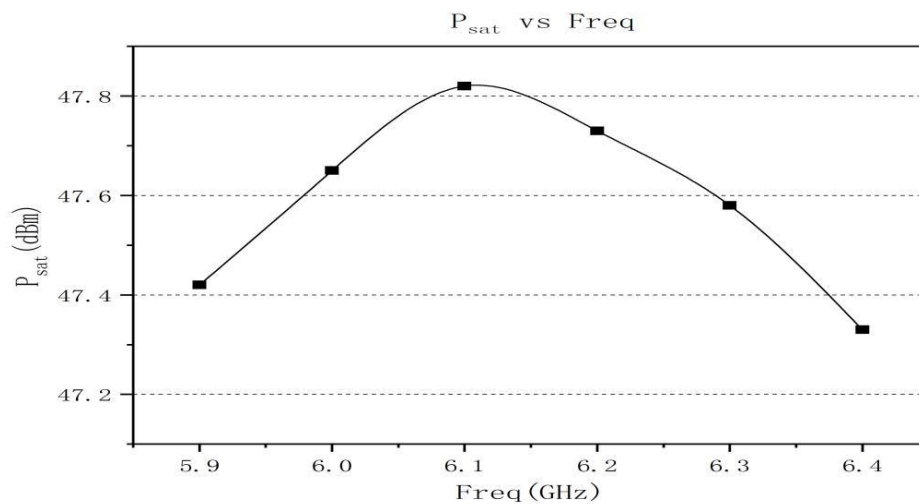
### Maximun Ratings (TC=25°C, Not recommended working under this condition):

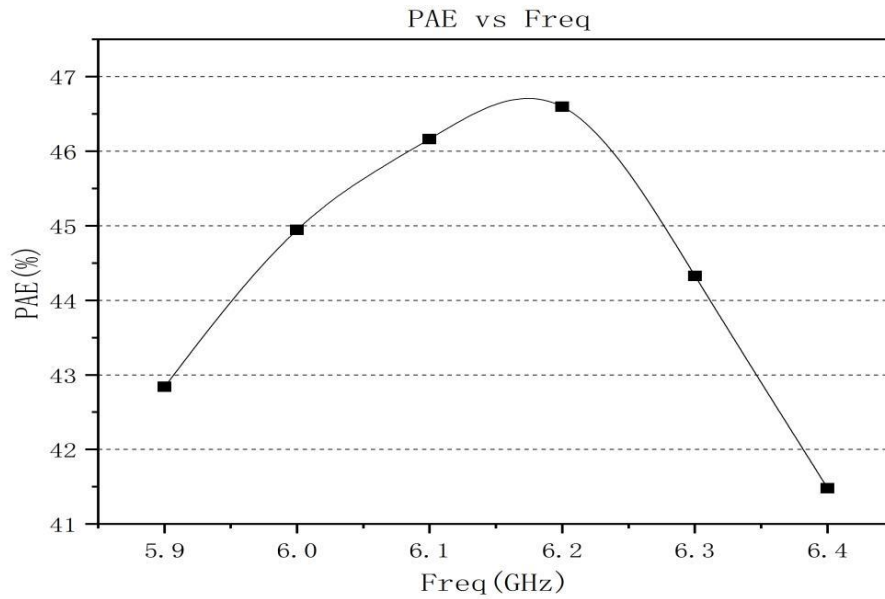
	Symbol	Value	Unit
Voltage between source and drain	$V_{DS}$	40	V
Voltage between gate and source	$V_{GS}$	-5	V
Storage Temperature Range	$T_{stg}$	-65 to +175	°C
Drain and Source Channel Temperature	$T_{ch}$	175	°C

## Electrical Characteristics:

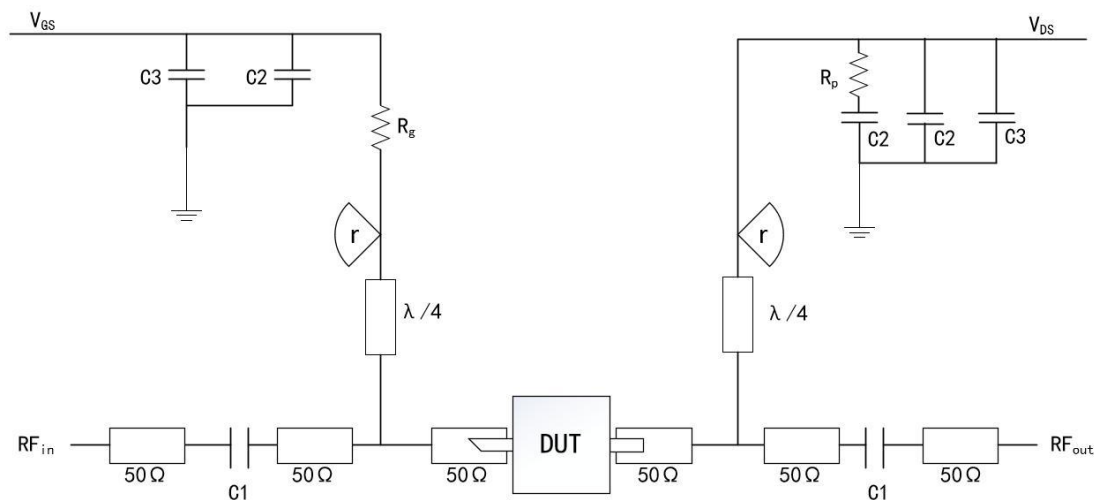
	Symbol	Test condition	Value			Unit
			Min	Typ	Max	
Drain Current	$I_{dsr}$	$V_{ds}=28V$ CW. $P_{in}: 38dBm$ Freq: 5.9~6.4GHz	-	3.9	-	A
Saturated Output Power	$P_{sat}$		47	-	-	dBm
Gain	$G_p$		9	-	-	dB
Add-Efficiency	PAE		40	-	-	%
Gain Flatness	$\Delta G$		-0.8	-	+0.8	dB

## Typical Curve:





## Application Circuit:



DUT: Device to be tested

C1:4.7pF

R<sub>p</sub>:51Ω

C2:1000pF

R<sub>G</sub>:15Ω

C3:100uF

r(radius)≈5.8mm(Rogers5880, 20mil)

## ESD Level:

ESD	Class III	2000V
-----	-----------	-------

## Outline:



## Precautions for use:

- Pay attention to drying transportation and storage.
- Pay attention to anti-static during chip use and assembly, and wear grounding anti-static bracelet.
- When powering up, first apply grid power then add leakage.